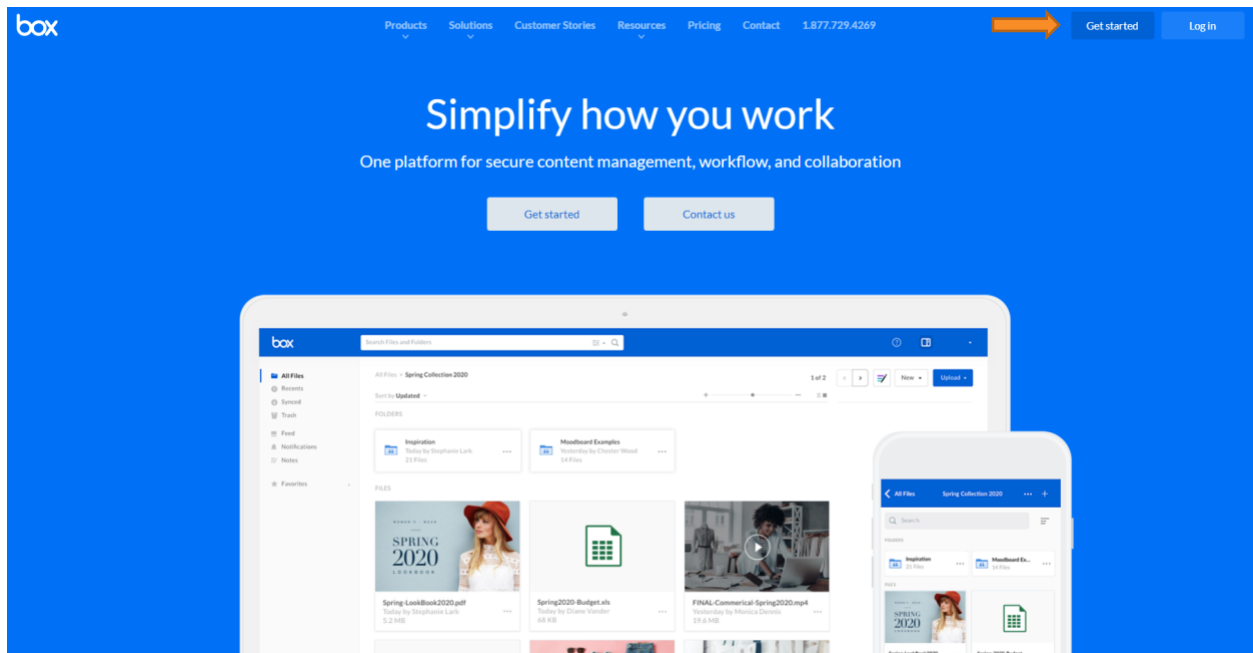
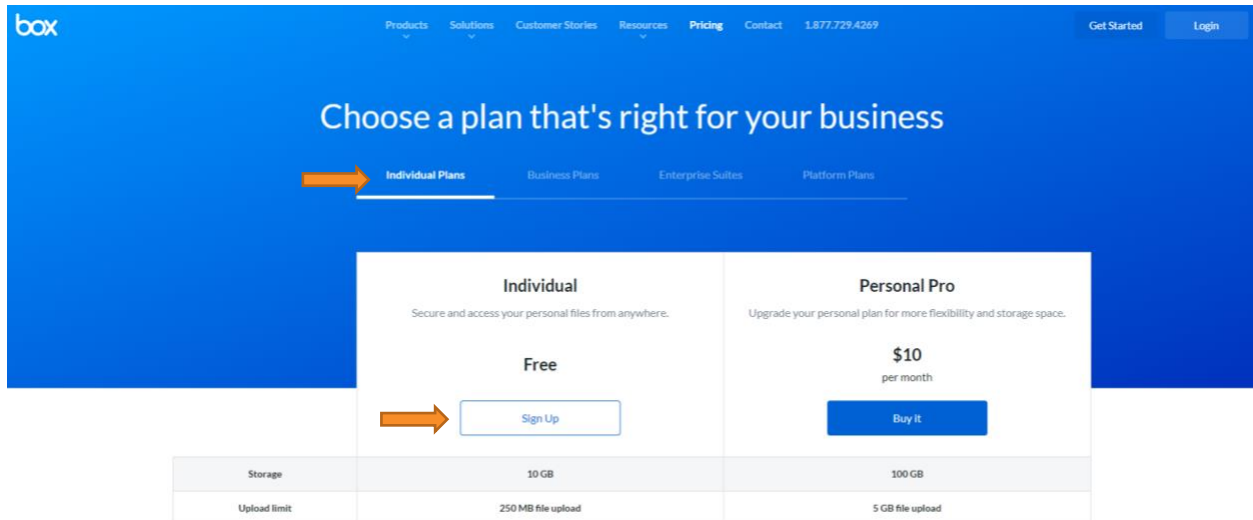


HOW TO CREATE BOX ACCOUNT

On a computer go to box.com and click on Get Started from the top right of the screen:



Make sure that “Individual Plans” is selected and click on “Sign Up” under the free individual account:



Learn how Drive compares the environment:

Fill out the sign-up form. Once you have finished filling out the form you will receive an email to confirm your account.

The password requirements for Box are:

- A minimum of 8 characters
- At least one capital letter
- At least one lower case letter
- At least one number
- At least one special character

If your password does not meet the above requirements you will not be able to access any Box folders shared by Apex.

Your Information

Full Name

 Field required.

Email Address

 Field required.

Password

 Field required.


Confirm Password

 Field required.

Phone Number

 Field required.

Country

I'm not a robot  [reCAPTCHA](#)
[Privacy - Terms](#)

By submitting this form, you confirm that you agree to the storing and processing of your personal data by Box as described in our [Terms of Service](#) and [Privacy Policy](#).